

**CLARK**

# GTS

20/25/30/33



MAX LOAD CAPACITY  
4000 / 5000 / 6000 / 6600 LBS.  
(2000 / 2500 / 3000 / 3300 KG)

**CLARK**

- The hydrostatic power steering system makes steering easy, with full lock reached in just a few turns of the wheel. Impacts from bumpy roads are cushioned.

- The clear-view uprights for the GTS20-33 are available in Standard, Hi-Lo and Triplex versions. The heavy-duty interlocked narrow profiles provide high strength even under the heaviest load.




Driver accesses the ergonomically designed compartment via a large, low, perforated non-slip metal step.

#### Standard wet disc brakes

- Enclosed and oil cooled for smooth operation.
- Reduction in brake pedal effort compared to drum brakes.
- Lower maintenance costs compared to drum brakes, less downtime.



### Easily Serviceable, Extremely Dependable, Exceptionally Durable



The CLARK GTS Series (GTS 20-33) impresses with solid construction and high quality components. With wet disc brakes and a split transmission as a standard features, this series is extremely reliable and durable. And most importantly, the total cost of ownership (TCO) is significantly reduced since brake maintenance is minimal. The GTS20-33 series trucks are quality designed for distribution, manufacturing and warehousing of all types.



# 95%

The large operator compartment's hood mounted hydraulic control levers and seating are designed to maximize operator comfort and easily accommodates up to ninety-five percent of the world's adult population.


The GTS series is designed to tackle any task placed in its path. Standard wet disc brakes (enclosed and oil cooled) ensure the best possible brake performance. Compared to drum brakes, less pedal effort is needed - a real advantage for long shift applications. Many different configurations are available, in this way GTS series can be individually equipped to be suitable for any application.

**Maximum Visibility + Minimum Fatigue =  
Increased Safety & Product Integrity**



- **THE CLARK PartsPRO® Plus SYSTEM** is our industry-leading electronic parts and service documentation tool that provides dealers with a quick and accurate method of identifying parts for every CLARK forklift built since 1961. PartsPRO® Plus ensures the availability of the most current technical information and has the unique capability to create parts manuals specific to your mixed CLARK fleet, making it simple to positively identify and order the correct part(s) from your local CLARK dealer. The right CLARK part—The First Time, Every Time.

***DEPENDABLE PARTS  
=  
DEPENDABLE TRUCKS***



### **Rugged Durability, High Performance, Extreme Environments, Demanding Applications**

Nested upright rails provide positive rail interlock and a narrow "column" to maximize the vision window. The overhead guard safety bars run parallel to the operator's line of sight resulting in a clear, unobstructed view. Hydraulic cushioning valves provide silent staging of the rails to reduce shock during both lifting and lowering.

# GENERAL DATA & STANDARD DIMENSIONS

## Upright Table

Maximum Fork Height		Overall Height <sup>1</sup> Lowered		Free Lift <sup>4</sup>		Standard Tilt Spec <sup>2</sup> B°/F°
in	mm	in	mm	in	mm	
<b>GTS20/25 Standard</b>						
• 130	3300	87.3	2218	4.3	110	10/6
146	3725	96.6	2455	4.3	110	10/6
152	3860	99.6	2530	4.3	110	10/6
<b>GTS30 Standard</b>						
• 130	3300	87.9	2233	4.3	110	10/6
• 146	3725	97.2	2470	4.3	110	10/6
152	3860	100.2	2545	4.3	110	10/6
<b>GTS33 Standard</b>						
• 125	3165	85.8	2180	4.5	115	10/6
141	3590	97.2	2470	4.5	115	10/6
147	3725	100.1	2545	4.5	115	10/6
<b>GTS20/25 Triple<sup>3</sup></b>						
• 189	4800	85.2	2165	37.2	946	5/6
205	5210	90.7	2305	42.7	1086	5/3
217	5520	96.6	2455	48.6	1236	5/3
<b>GTS30 Triple<sup>3</sup></b>						
• 189	4800	85.8	2180	37.8	961	5/6
205	5210	91.3	2320	43.3	1101	5/3
217	5520	97.2	2470	49.2	1251	5/3
<b>GTS30 Triple<sup>3</sup></b>						
• 182	4620	85.8	2180	35.8	911	5/6
198	5030	91.3	2320	43.3	1101	5/3
210	5340	97.2	2470	49.2	1251	5/3
<b>GTS20/25 Hi-Lo</b>						
• 128	3255	85.2	2165	37.2	946	5/6
139	3530	90.7	2305	42.7	1086	5/6
148	3760	96.6	2455	48.6	1236	5/6
<b>GTS30 Hi-Lo</b>						
• 128	3255	85.8	2180	37.8	961	5/6
139	3530	91.3	2320	43.3	1101	5/6
148	3760	97.2	2470	49.2	1251	5/6

• Indicates Common Preferred Spec

1. For overall height raised with load backrest, add 48 in. (1220 mm) to maximum fork height.
2. Standard tilt shown.
3. Wide-track drive wheel (standard tire) is required on 198" and taller Maximum Fork Height triple stage uprights – overall truck width is 49.8 in. (1265 mm) on GTS20/25 and 52.4 in. (1331 mm) on the GTS30/33.
4. Freelift dimensions shown are without load backrest.

## Notes

Production engines and driveline components may vary in output and/or efficiency by ±5%. The performance shown represents nominal values which may be obtained under typical operating conditions of a machine.

## ANSI/ITSDF and Insurance Classification

Standard truck meets all applicable mandatory requirements of Part III-ANSI/ITSDF B56.1 Safety Standard for Powered Industrial Trucks and Underwriters Laboratories requirements as to fire hazard only for D and LP classifications.

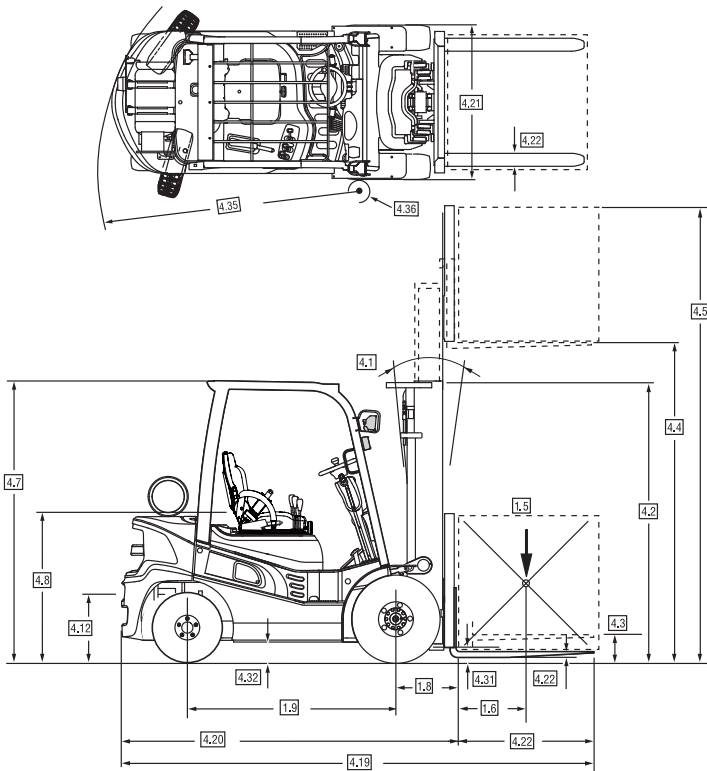
For further information contact a Clark representative.

Users should be aware of, and adhere to, applicable codes and regulations regarding operator training, use, operation and maintenance of powered industrial trucks, including:

- ANSI/ITSDF B56.1
- NFPA 505, fire safety standard for powered industrial trucks - type designations, areas of use, maintenance and operation.
- Occupational Safety and Health Administration (OSHA) regulations that may apply.

Contact your authorized CLARK forklift truck dealer for further information including operator training programs and auxiliary visual and audible warning systems, fire extinguishers, etc., as available for specific user applications and requirements. Specifications, equipment, technical data, photos and illustrations are based on information at time of printing and are subject to change without notice.

Some products may be shown with optional equipment.



For corresponding data see Specification Chart

# STANDARD SPECIFICATIONS

# GTS/20/25/30/33

Specifications	1.1	Manufacturer		CLARK	CLARK	CLARK	CLARK
	1.2	Manufacturer's Designation		GTS20L	GTS25L	GTS30L	GTS33L
	1.3	Drive unit Diesel, L.P. Gas		LPG	LPG	LPG	LPG
	1.4	Operator type stand on / driver seated		Rider Counterbalanced	Rider Counterbalanced	Rider Counterbalanced	Rider Counterbalanced
	1.5	Load capacity / rated load	lbs(kg)	4000 (2000)	5000 (2500)	6000 (3000)	6600 (3300)
	1.6	Load center distance	in(mm)	24 (500)	24 (500)	24 (500)	24 (500)
	1.8	Load center distance, center of drive axle to fork face	in(mm)	18.3 (465)	18.3 (465)	18.7 (475)	8.9 (480)
	1.9	Wheelbase	in(mm)	63.8 (1620)	63.8 (1620)	66.9 (1700)	66.9 (1700)
	Weight	2.1	Service weight	lbs(kg)	7769 (3524)	8552 (3879)	9942 (4238)
2.2		Axle loading, loaded front / rear	lbs(kg)	9281 (4210)/ 1971 (894)	10776 (4888)/ 2361 (1071)	12687 (5755)/ 2343 (1063)	13944 (6325)/ 2207 (1001)
2.3		Axle loading, unloaded front / rear	lbs(kg)	3609 (1637)/ 4160 (1887)	3351 (1520)/ 5200 (2359)	3653 (1657)/ 5690 (2581)	3759 (1705)/ 6043 (2741)
Tires	3.1	Tyre type, P = pneumatic, SE = solid pneu. C = cushion		P	P	P	P
	3.2	Tyre size, front	in	7.00x12 - 14PR	7.00x12 - 14PR	28x9x15 - 14PR	28x9x15 - 14PR
	3.3	Tyre size, rear	in	6.00x9 - 10PR	6.00x9 - 10PR	6.50x10 - 12PR	6.50x10 - 12PR
	3.5	Wheels, number front/rear (x = drive wheels)		2x/2	2x/2	2x/2	2x/2
	3.6	Tread, front	in(mm)	39.2 (996)	39.2 (996)	40.5 1029	40.5 1029
	3.7	Tread, rear	in(mm)	35.6 (904)	35.6 (904)	35.6 (904)	35.6 (904)
	Dimensions	4.1	Tilt of upright / fork carriage, back / forward, a / b	degrees	10/6	10/6	10/6
4.2		Height, upright lowered	in(mm)	85.3 (2165)	85.3 (2165)	85.9 (2180)	85.9 (2180)
4.3		Freelift	in(mm)	4.3 (110)	4.3 (110)	4.3 (110)	4.5 (115)
4.4		Lift height	in(mm)	126 (3195)	126 (3195)	126 (3195)	125 (3165)
4.5		Height, upright extended	in(mm)	174 (4420)	174 (4420)	174 (4420)	173 (4394)
4.7		Height overheadguard	in(mm)	85.4 (2170)	85.4 (2170)	85.8 (2180)	85.8 (2180)
4.8		Seat height	in(mm)	44.8 (1139)	44.8 (1139)	44.8 (1139)	44.8 (1139)
4.12		Coupling height	in(mm)	14.2 (360)	14.2 (360)	14.2 (360)	14.2 (360)
4.19		Overall length	in(mm)	143.8 (3653)	147.5 (3747)	151.8 (3857)	153.3 (3895)
4.20		Length to face of forks	in(mm)	101.7 (2583)	105.4 (2677)	109.7 (2787)	111.2 (2825)
4.21		Width	in(mm)	46.7 (1185)	46.7 (1185)	49.2 (1250)	49.2 (1250)
4.22		Fork dimensions	in(mm)	1.75x4x42 (45x100x1070)	1.75x4x42 (45x100x1070)	1.75x4.8x42 (45x122x1070)	2.0x4.8x42 (50x122x1070)
4.23		Fork carriage		Hook Type	Hook Type	Hook Type	Hook Type
4.24		Fork carriage width	in(mm)	41.0 (1041)	41.0 (1041)	41.0 (1041)	45 (1143)
4.31		Ground clearance minimum, loaded	in(mm)	5.3 (135)	5.3 (135)	5.9 (150)	5.9 (150)
4.32		Ground clearance center of wheelbase	in(mm)	6.1 (155)	6.1 (155)	6.5 (165)	6.5 (165)
4.34		Right Angle Stack (add load length and clearance)	in(mm)	108.5 (2755)	112.0 (2845)	116.3 (2955)	117.7 (2990)
4.35		Outside turning radius	in(mm)	90.2 (2290)	93.7 (2380)	97.6 (2480)	98.8 (2510)
4.36		Inside turning radius	in(mm)	9.2 (233)	9.2 (233)	8.9 (227)	10.4 (264)
Performance	5.1	Travel speed loaded/unloaded	mph (kph)	10.7 (17.2)/ 11.4 (18.3)	10.5 (16.9)/ 11.4 (18.3)	11.4 (18.3)/ 12.1 (19.5)	12.2 (19.6)/ 12.8 (20.6)
	5.2	Lift speed loaded/unloaded	fpm(ms)	106.3 (0.54)/ 110.2 (0.56)	104.3 (0.53)/ 110.2 (0.56)	102.4 0.52/ 110.2 (0.56)	100.4 0.51/ 110.2 (0.56)
	5.3	Lowering speed loaded/unloaded	fpm(ms)	106.3 (0.54)/ 98.4 (0.50)	106.3 (0.54)/ 98.4 (0.50)	106.3 (0.54)/ 98.4 (0.50)	98.4 (0.50)/ 84.6 (0.43)
	5.6	Max. drawbar pull loaded/unloaded <sup>1</sup>	lbs(N)	4713 (20967)	4746 (21114)	4317 (19201)	3966 (17642)
	5.8	Max. gradeability loaded/unloaded <sup>1</sup>	%	43.5/ 24.2	37.0/ 21.0	29.0	24.0/ 17.6
Drive Line	5.10	Service brake		Wet Disc	Wet Disc	Wet Disc	Wet Disc
	7.1	Manufacturer / Type		PSI	PSI	PSI	PSI
	7.2	Rated output acc. to SAE J 1349	HP/kW @ rpm	64 (47.9)	64 (47.9)	64 (47.9)	64 (47.9)
	7.3	Rated speed	rpm	2500	2500	2500	2500
	7.4	No. of cylinders / displacement	# / cu. in. (Liters)	4/146(2.4)	4/146(2.4)	4/146(2.4)	4/146(2.4)
	8.2	Operating pressure for attachments	psi/bar	Adjustable	Adjustable	Adjustable	Adjustable
	8.4	Sound level, driver's ear	dB(A)	79	79	79	79

Notes: <sup>1</sup> Assumes Traction Coefficient of .6





## 100 YEARS OF MATERIAL HANDLING INNOVATION

A Centennial is an important milestone which not only celebrates longevity, but testifies to the strength of the CLARK brand across generations. This is reflected in the more than one million lift trucks manufactured by CLARK Material Handling Company over the past 100 years. Even more powerful than the number of trucks built is the company's legacy of innovation. It began in 1917 when employees of CLARK Equipment Company constructed a simple three-wheeled shop buggy to haul sand and castings between buildings at their Buchanan, Michigan plant. The "Trutractor" as the shop buggy was named, became



the first internal combustion material handling truck and was a great success. The industrial truck was born and in the process CLARK developed the first hydraulic lift. Through the years, many extraordinary inventions followed, among them the nested I-beam upright, overhead guard and operator restraint system. The founding principles of Eugene B. Clark are still true: "Aim always to build the best; never be content with just as good." Today the company remains focused on a bright future and the technologies and trends driving the material handling industry around the world. One Purpose, One Brand, One Legacy, One Century.

**CLARK MATERIAL HANDLING COMPANY**  
North American Headquarters  
700 Enterprise Drive • Lexington, KY 40510  
866-252-5275 • [www.clarkmhc.com](http://www.clarkmhc.com)



To Find Your Nearest Authorized  
**CLARK Dealer, Visit Our Website**  
[www.clarkmhc.com](http://www.clarkmhc.com)

**GTS20/25/30/33**  
59-894-0346

© 2020 CLARK Material Handling Company